



APPENDIX 1

Glossary of Terms

Alternatives Assessment

A process for identifying, comparing and selecting safer alternatives to chemicals of concern (including those in materials, processes or technologies) on the basis of their hazards, performance, and economic viability. A primary goal of Alternatives Assessment is to reduce risk to humans and the environment by identifying safer choices.

Article

An object which during production is given a special shape, surface or design which determines its function to a greater degree than its chemical composition.

Beyond Restricted Substances List

Hazardous chemicals identified by a company for management, reduction, elimination, or avoidance beyond legal requirements; that is, beyond legally restricted and reportable substances.

Brand

The originator of the final product and owner of any associated label/trademark. “Brand” includes a retailer’s private label/private brand products.

Chemical —

- **In product (Chemistry)**—Chemicals that are intended to be part of the finished product. An example is a durable water repellent chemical formulation that is applied to a textile. Another example is a chemical plasticizer added to a plastic product or component.
- **Management Process**—A task or function towards a defined goal or objective. The combination of related processes comprises a management system.

- **Management System**—The set of procedures an organization needs to follow in order to meet its objectives. A “chemicals management system” describes the set of procedures an organization needs to follow to meet its chemicals management objectives.
- **Manufacturer**—The company that manufactures the chemical product/substance.
- **Process (Chemistry)**—Any chemical or substance used in a process to make a product.
- **Product**—Synonymous with “chemical substance” and “chemical.”
- **Substance**—Synonymous with “chemical product” and “chemical.”
- **Supplier**—The company that sells the chemical product (may or may not be the manufacturer of the chemical; may be a formulator).
- **Safer**—A chemical that, due to its inherent chemical and physical properties, exhibits a lower propensity to persist in the environment, accumulate in organisms, and induce adverse effects in humans or animals.

Chemical Footprint

The total mass of chemicals of high concern (CoHCs) in products sold by a company, used in its manufacturing operations and by its suppliers, and contained in packaging.

Chemical Footprinting

The process of assessing progress toward the use of safer chemicals and away from chemicals of high concern to human health or the environment.

Chemical Hazard Assessment

The process of determining whether a chemical is capable of causing adverse effects to humans and the environment and the circumstances under which these effects may occur.

Chemical Ingredient Information

- **For Formulated Products**—A company knows 100% of the intentionally added substances by mass and any impurities that are both a CoHC and present at 100 parts per million (ppm) or higher in the formulation.
- **For Articles**—A company knows 95% of the intentionally added substances by mass and any impurities that are both a CoHC and present at 1000 ppm or higher in a homogeneous material.

Chemical of Concern

A chemical that is of moderate to high concern for ecotoxicity or human toxicity, but is not a Chemical of High Concern (CoHC).

Chemical of High Concern (CoHC)

A chemical that meets any of the following criteria:

- Carcinogenic, mutagenic, or toxic to reproduction (CMR);
- Persistent, bioaccumulative and toxic substance (PBT);
- Any other chemical for which there is scientific evidence of probable serious effects to human health or the environment that give rise to an equivalent level of concern (for example, an endocrine disruptor or neurotoxicant); or
- A chemical whose breakdown products result in a CoHC that meets any of the above criteria.
- For the 2015 reporting period, the CFP specifies a CoHC as any chemical on the California Candidate Chemicals List. See: <https://dtsc.ca.gov/SCP/ChemList.cfm>.

Chemicals in Products

Refer to chemicals that are intended or anticipated to be part of the finished product. Examples include dyes, silicone finishes, screen printing, inks, labels, a durable water repellent chemical formulation, or a chemical plasticizer added to a plastic product or component.

Chemicals Policy

A statement of how a company manages chemicals in its materials, supply chains, products, and operations beyond what is required by regulation.

Disclosure

Synonymous with “public disclosure,” meaning that information is available to the general public through means such as print media, internet/web sites, in annual progress and sustainability reports, at investor and stakeholder meetings, or on packaging.

Final Product

Refers to a consumer-ready product (e.g., a shirt for sale to a consumer).

Formulated product

A preparation or mixture of chemical substances that can be gaseous, liquid, or solid (e.g., paints, liquid cleaning products, adhesives, coatings, cosmetics, detergents, dyes, inks, lubricants). Can be an intermediate product sold to another formulator, fabricator, or distributor or final product sold to a consumer or retailer (see also Chemical product, Chemical substance).

Generic Material Content

The general name of a material, such as steel, nylon fabric, adhesive, or type of plastic (e.g., polyethylene terephthalate (PET)). CAS# is not required.

GreenScreen® for Safer Chemicals

A method for comparative Chemical Hazard Assessment (CHA) that can be used for identifying chemicals of high concern and safer alternatives. The GreenScreen® tool considers 18 human and environmental health endpoints and can be used to evaluate the hazard of a single chemical or mixtures and polymeric materials. GreenScreen® uses a set of four benchmarks to screen out chemicals that are associated with adverse health and environmental impacts. Chemicals that do not pass through Benchmark 1 are deemed Chemicals of High Concern and should be avoided; chemicals at Benchmark 2 are categorized as usable, but efforts should be taken to find safer alternatives; Benchmark 3 chemicals are those with an improved environmental health and safety profile but could still be improved; and chemicals that pass through all four benchmarks are considered safer chemicals and are therefore preferred.



GreenScreen® List Translator

An abbreviated version of the full GreenScreen® method that can be automated. It is based on the hazard lists that inform the GreenScreen® method. The GreenScreen® List Translator maps authoritative and screening hazard lists, including GHS country classifications, to GreenScreen® hazard classifications. The GreenScreen® List Translator can be accessed through Healthy Building Network's Pharos Chemical and Material Library, a fee-for-service database.

Hazard (Chemical)

Inherent property of a substance having the potential to cause adverse effects when an organism, system, or population is exposed, based on its chemical or physical characteristics. Hazard Assessment—The process of determining under what exposure conditions (e.g., substance amount, frequency and route of exposure) a substance can cause adverse effects in a living system. Toxicology studies are used to identify the potential hazards of a substance by a specific exposure route (e.g., oral, dermal, inhalation) and the dose (amount) of substance required to cause an adverse effect.

Homogenous Material

A material: 1) with a uniform composition throughout; or 2) that consists of a combination of materials, that cannot be disjointed or separated into different materials by mechanical actions such as unscrewing, cutting, crushing, grinding or abrasive processes. Examples of homogeneous materials include a plastic cover to a computer screen, a copper wire inside a cable, and the solder part of a solder joint.

Impurity

An unintended constituent present in a substance as manufactured. It may, for example, originate from the starting materials or be the result of secondary or incomplete reactions during the production process. While it is present in the final substance it was not intentionally added. In most cases impurities constitute less than 10% of the substance.

Manufacturer

An entity that makes goods through a process involving raw materials, components, or assemblies, typically with different operations divided among different workers. Commonly used interchangeably with producer.

Mass

The quantity of matter in a sample; the sum of the masses of the components of a sample is equal to the mass of the whole sample. The mass of a particular object is a fixed quantity.

Preferred—

- **Substances List**—A list of substances that have been assessed for their human and environmental health attributes, safety, environmental impacts and performance properties and recommended for use.
- **Chemical (Chemistry)**—a chemical or substance which has been assessed for its human and environmental health attributes, safety, environmental impacts and performance properties and recommended for use.

Product—

- **Chemistry**—The chemicals in a final product, their hazard characteristics, the potential for exposure to these chemicals and possible harm.
- **Final**—Refers to a consumer-ready product (e.g., a shirt for sale to a consumer).
- **Formulated**—Describes a chemical product that is a physical mixture of other chemical products.
- **Intermediate**—Refers to any item such as components and/or materials and/or substances used to make a final product. An intermediate product is not used by a consumer. An example of an intermediate product is dyed fabric made by a dye house and sold to a cut and sew factory to be made into a garment for a consumer.

Public Disclosure

Information that is available to the general public through means such as print media, Internet/websites, annual progress and sustainability reports, investor and stakeholder meetings, or product packaging.

Public Policy

A system of laws, regulatory measures, courses of action, and funding priorities concerning a given topic promulgated by a governmental entity or its representatives.

REACH

The European Union's Regulation on Registration, Evaluation, Authorisation and Restriction of Chemicals that entered into force in June 2007. REACH makes industry responsible for assessing and managing the risks posed by chemicals and providing appropriate safety information to users.

Restricted Substances List (RSL)

Chemicals that are currently restricted or banned in finished products because of a regulation or law; that is, legally restricted substances.

Safer Chemical

A chemical that, due to its inherent chemical and physical properties, exhibits a lower propensity to persist in the environment, accumulate in organisms and induce adverse effects in humans or animals.

Safer Alternative

A chemical that due to its inherent chemical and physical properties exhibits a lower propensity to persist in the environment, accumulate in organisms, and induce adverse effects in humans or animals than chemicals in current use. In addition, the alternative must deliver the needed functional performance. A safer alternative may eliminate the need for the chemical through material change, product re-design, or product replacement; or by altering the functional demands for the product through changes in consumer demand, workplace organization, or product use.

Supplier

Any actor in the supply chain that provides intermediate and/or final products and/or supporting services to brands and/or retailers. This includes materials, assembly, and finished product suppliers.

Toxic Substance

Any chemical or mixture that may be harmful to the environment or to human health if inhaled, swallowed, or absorbed through the skin.



APPENDIX 2

Chemical Footprint Project Survey Questions by Key Performance Category

Management Strategy (M) (20 points)

- M1. Does your company have a chemicals policy that aims to avoid chemicals of high concern (CoHCs)? (4 points)
- M2. Does your company have a chemicals policy that in addition to avoiding chemicals of high concern includes a preference for the use of safer alternatives? (4 points)
- M3. Is reducing CoHCs and/or advancing safer alternatives beyond regulatory requirements integrated into your company's business strategy? (4 points)
- M4. How does your company engage in the following types of public policy initiatives to promote the use of safer chemicals? (4 points)
- M5. What job responsibilities and incentives does your company have in place to ensure implementation of your chemicals policy? (4 points)

Chemical Inventory (I) (30 points)

- I1. What steps has your company taken to manage legally restricted CoHCs? (5 points)
- I2. What actions does your company take to develop a Beyond Restricted Substances List and determine their presence in your products? (5 points)
- I3. What chemical information does your company collect from suppliers? (5 points)
- I4. For what percentage of products sold by your company do you collect chemical ingredient information? (5 points)
- I5. What capabilities does your company have for managing data on chemical ingredients in its products? (5 points)
- I6. How does your company assure conformance with your chemicals policy? (5 points)

Footprint Measurement (F) (30 points)

- F1. Has your company set goals for reducing CoHCs in the products you sell and measured progress against these goals? (6 points)
- F2. How does your company measure its baseline chemical footprint? (6 points)
- F3. Over the past two years how much have intentionally added CoHCs in your products changed? (6 points)
- F4. How does your company assess the hazards of chemicals in its products beyond regulatory requirements? (6 points)
- F5. How does your company encourage the use of safer alternatives to CoHCs? (6 points)

Public Disclosure and Verification (D) (20 points)

- D1. What information beyond legal requirements does your company disclose about the chemical ingredients in its products? (8 points)
- D2. Does your company agree to publicly disclose that it participated in the Assessment Tool? (4 points)
- D3. Does your company agree to publicly disclose its responses to the questions in the Assessment Tool? (4 points)
- D4. Have any of your company's responses to the questions in the Assessment Tool been verified by an independent, third party? (4 points)

APPENDIX 3

Management Strategy Indicators: Questions, Response Options, and Survey Results

This appendix includes for each of the five Management Strategy indicators: the question asked of respondents, the response options, and the survey results.

Indicator M1: Chemicals policy that aims to avoid CoHCs

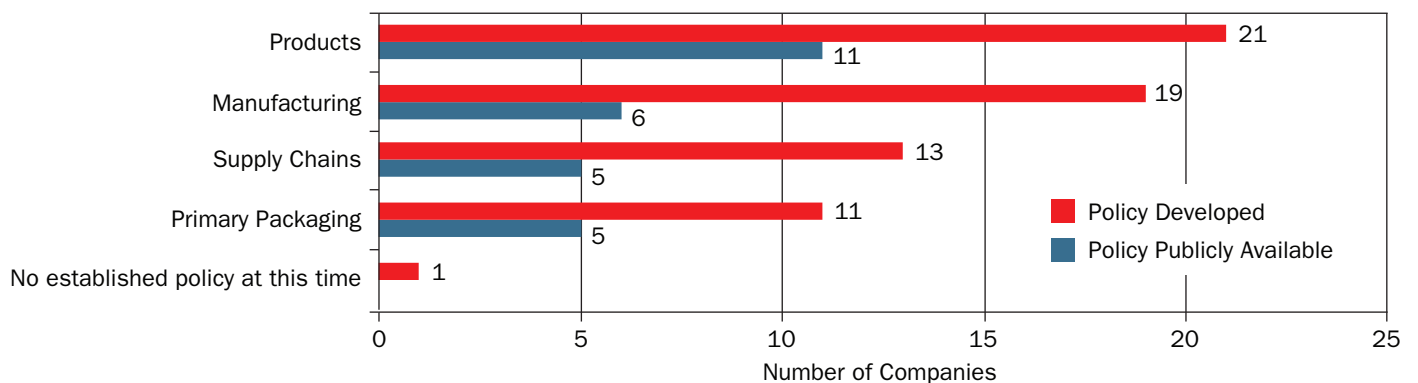
M1. Does your company have a chemicals policy that aims to avoid chemicals of high concern (CoHCs)? (4 points)

Response Options

Check all that apply our company:

- Products: has a chemicals policy on CoHCs that is applicable to our products
- Products: if yes to “a,” our policy for products is publicly available on our website
- Manufacturing: has manufacturing operations (if no, skip to “g”)
- Manufacturing: if yes to “c,” has a chemicals policy on CoHCs that is applicable to our manufacturing operations
- Manufacturing: if no to “c,” N/A—my company has no manufacturing operations
- Manufacturing: if yes to ‘c,’ our chemicals policy for manufacturing is publicly available on our website
- Supply Chains: has a chemicals policy on CoHCs applicable to our supply chains
- Supply Chains: if yes to ‘g,’ our policy for supply chains is publicly available on our website
- Packaging: has a chemicals policy on CoHCs applicable to our primary packaging
- Packaging: if yes to ‘h,’ our policy for packaging is publicly available on our website
- Has no established policy at this time.

APPENDIX 3 FIGURE 1 Indicator M1 Survey Results





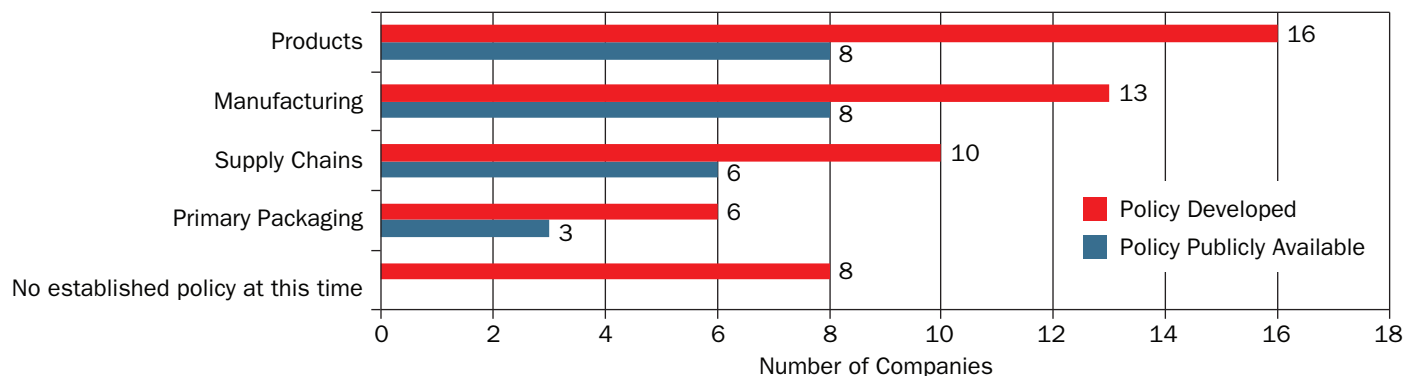
Indicator M2: Chemicals policy that prefers safer alternatives

M2. Does your company have a chemicals policy that in addition to avoiding chemicals of high concern includes a preference for the use of safer alternatives? (4 points)

Response Options

- Products: has a chemicals policy preferring safer alternatives that is applicable to our products
- Products: if yes to “a,” our policy for products is publicly available on our website
- Manufacturing: has a chemicals policy preferring safer alternatives that is applicable to our manufacturing operations
- Manufacturing: Not applicable (We have no manufacturing operations.)
- Manufacturing: if yes to ‘c,’ our policy for manufacturing is publicly available on our website
- Supply Chains: has a chemicals policy preferring safer alternatives that is applicable to our supply chains
- Supply Chains: if yes to ‘f,’ our policy for supply chains is publicly available on our website
- Packaging: has a chemicals policy preferring safer alternatives that is applicable to our primary packaging
- Packaging: if yes to ‘h,’ our policy for packaging is publicly available on our website
- Has no established policy at this time.

APPENDIX 3 FIGURE 2 Indicator M2 Survey Results



Indicator M3: Chemicals policy integration into business strategy

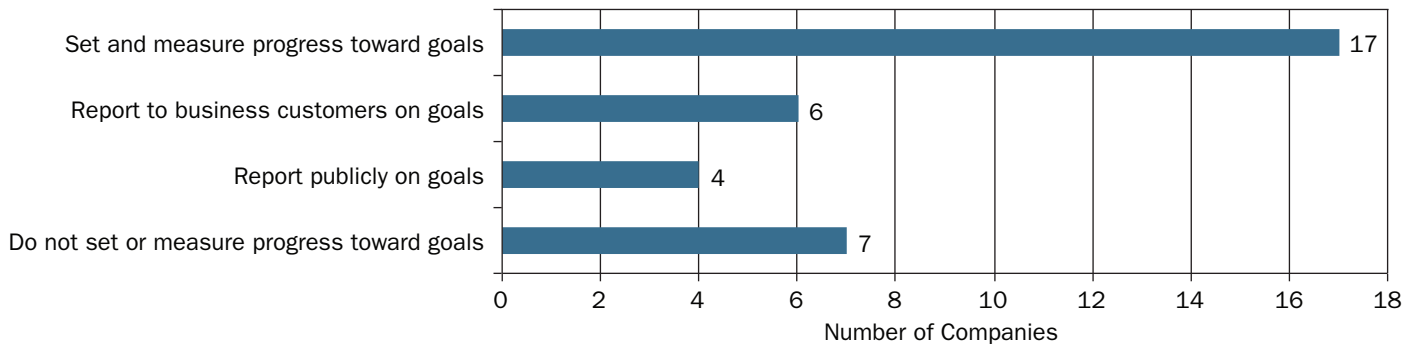
M3. Is reducing CoHCs and/or advancing safer alternatives beyond regulatory requirements integrated into your company’s business strategy? (4 points)

Response Options

Check all that apply. Our company integrates reducing CoHCs and/or advancing safer alternatives beyond regulatory requirements into business strategy as follows:

- a. has a process for setting goals/planning for safer chemicals use and measuring progress towards these goals that is part of our overall business strategy
- b. reports to business customers on progress toward these goals
- c. reports publicly on progress toward these goals
- d. does not integrate at this time.

APPENDIX 3 FIGURE 3 Indicator M3 Survey Results





Indicator M4: Engagement in public policy initiatives in support of safer chemistry

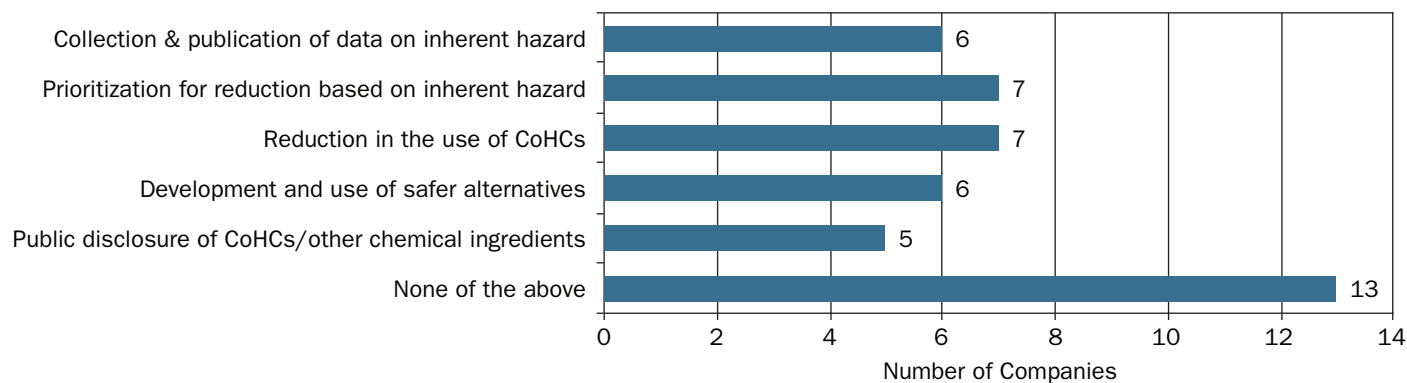
M4. How does your company engage in the following types of public policy initiatives to promote the use of safer chemicals? (4 points)

Response Options

Check all that apply. Our company engages in initiatives that clearly promote the:

- collection and publication of data on the inherent hazard characteristics of chemicals
- prioritization of chemicals for reduction based on their inherent hazards
- reduction in the use of CoHCs
- development and use of safer alternatives
- public disclosure of CoHCs or other chemical ingredients in products
- none of the above

APPENDIX 3 FIGURE 4 Indicator M4 Survey Results



Indicator M5: Enterprise incentives for safer chemicals

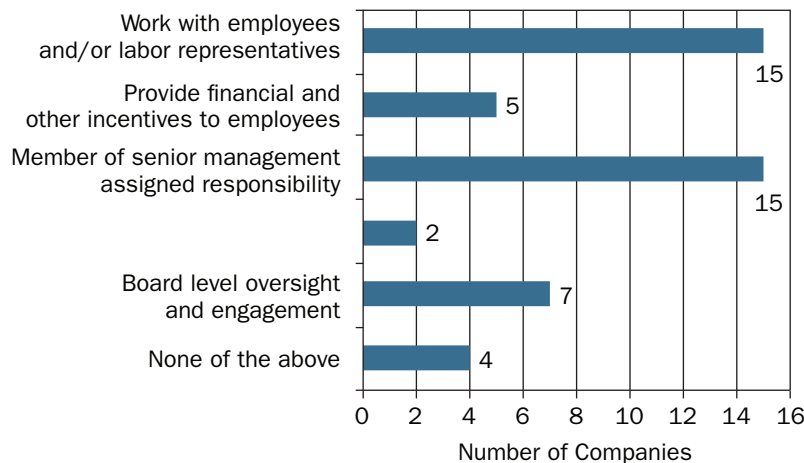
M5. What job responsibilities and incentives does your company have in place to ensure implementation of your chemicals policy? (4 points)

Response Options

Check all that apply. Our company:

- a. works with employees and/or labor representatives to implement our chemicals policy
- b. provides financial and other incentives to employees for successful implementation of our chemicals policy
- c. assigns a member of senior management responsibility for implementing our chemicals policy
- d. links compensation of senior management to successful implementation of our chemicals policy
- e. has Board level oversight and engagement in the implementation of our chemicals policy
- f. has no established policy at this time

APPENDIX 3 FIGURE 5 **Indicator M5 Survey Results**





APPENDIX 4

Chemical Inventory Indicators: Questions, Response Options, and Survey Results

This appendix includes for each of the six Chemical Inventory indicators: the question asked of respondents, the response options, and the survey results.

I1: Steps taken to manage Restricted Substances List (RSL)

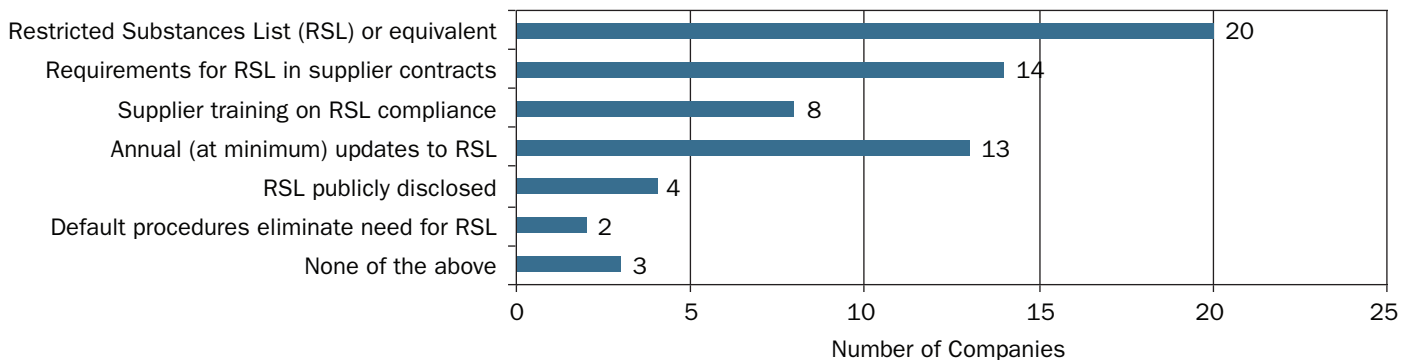
I1. What steps has your company taken to manage legally restricted CoHCs? (5 points)

Response Options

Check all that apply in “a-e” to answer only “f.” Our company:

- has a Restricted Substances List or equivalent
- delineates requirements for complying with our Restricted Substances List in contracts with suppliers
- trains suppliers about how to comply with our Restricted Substances List
- updates our list at minimum on an annual basis
- publicly discloses its Restricted Substances List
- has default procedures that have eliminated the need for a Restricted Substances List

APPENDIX 4 FIGURE 1 Indicator I1 Survey Responses



I2: Beyond Restricted Substances List (RSL) and their presence in products

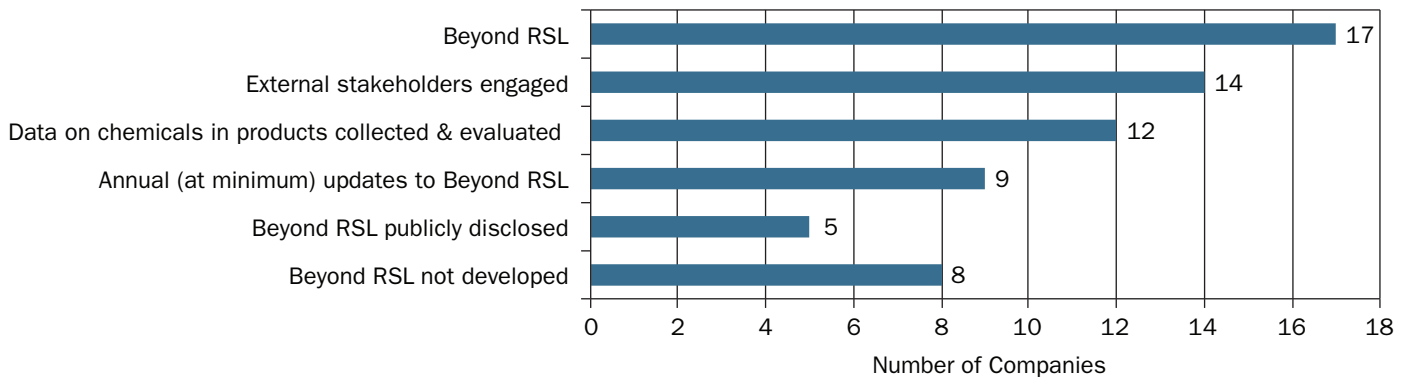
I2. What actions does your company take to develop a Beyond Restricted Substances List and determine their presence in your products? (5 points)

Response Options

Check all that apply. Our company:

- a. reviews various sources of chemical hazard information to identify chemicals of concern beyond our Restricted Substances List
- b. engages external stakeholders such as non-government organizations (NGOs), business customers and consumers in the development of our Beyond Restricted Substances List
- c. collects data on chemicals in our products and evaluates against our Beyond Restricted Substances List or hazard criteria
- d. updates our Beyond Restricted Substances List at a minimum on an annual basis
- e. publicly discloses its Beyond Restricted Substances List
- f. has no actions developed at this time

APPENDIX 4 FIGURE 2 Indicator I2 Survey Responses





I3: Chemical information collected from suppliers

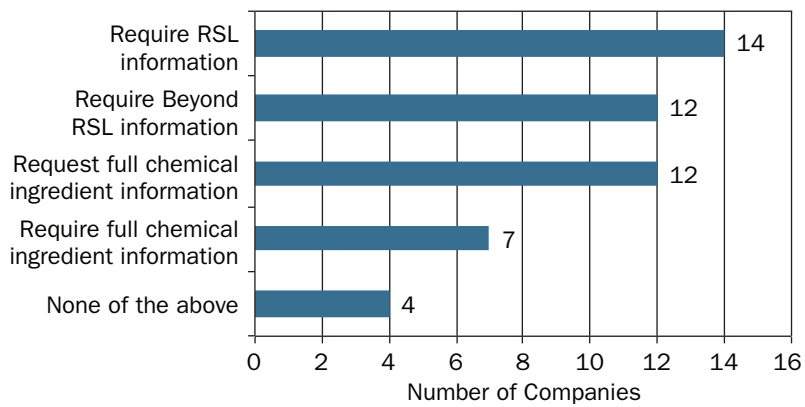
I3. What chemical information does your company collect from suppliers? (5 points)

Response Options

Check all that apply. Our company:

- a. requires suppliers to provide chemical information as delineated in our Restricted Substances List
- b. requires suppliers to provide chemical information as delineated in our Beyond Restricted Substances List
- c. requests suppliers to provide chemical ingredient information
- d. requires suppliers to provide chemical ingredient information
- e. has not addressed chemicals with supply partners at this time

APPENDIX 4 FIGURE 3 Indicator I3 Survey Responses



I4: Scope of collecting chemical ingredient information in products

I4. For what percentage of products sold by your company do you collect chemical ingredient information? (5 points)

Response Options

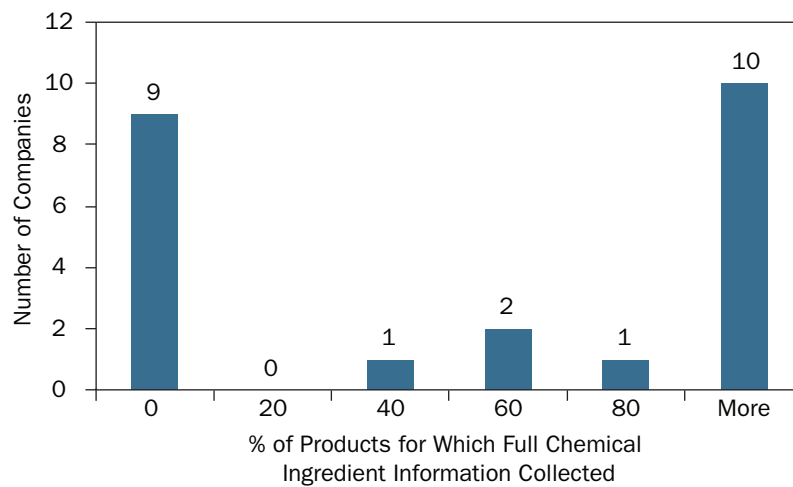
I4a. Formulated products:

- i. N/A because your company does not sell formulated products
- ii. ____ if applicable, for what percentage of formulated products sold by your company is chemical ingredient information collected?

I4b. Articles:

- i. N/A because your company does not sell articles
- ii. ____ if applicable, for what percentage of articles sold by your company is chemical ingredient information collected?

APPENDIX 4 FIGURE 4 Indicator I4 Survey Responses





I5: Capabilities for managing chemical ingredients in products

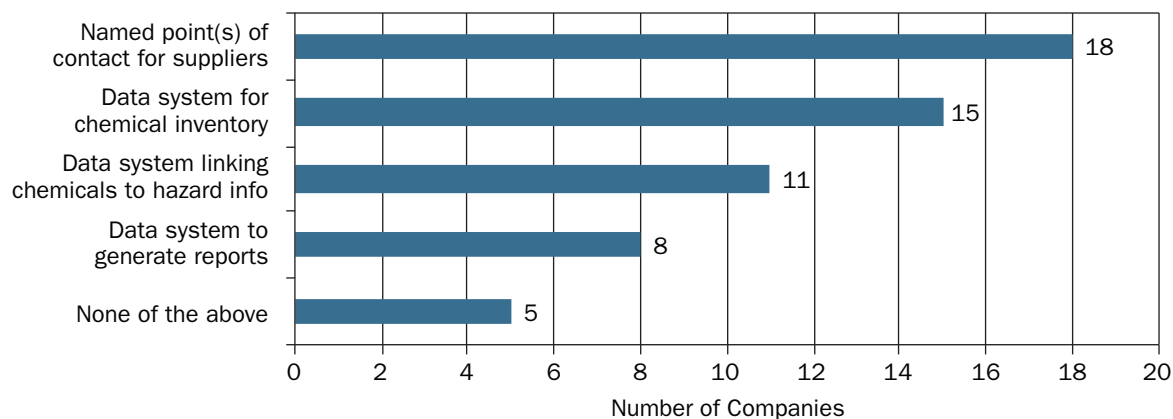
I5. What capabilities does your company have for managing data on chemical ingredients in its products? (5 points)

Response Options

Check all that apply. Our company has:

- an internal named point(s) of contact or outside contractor who communicates with suppliers concerning our chemical information requirements
- a data system (either internal or third party) to manage an inventory of chemicals in products
- a data system (either internal or third party) that links our inventory of chemicals in products to chemical hazard information
- a data system for generating reports on chemical/material ingredient declarations to customers
- no chemical management system in place at this time

APPENDIX 4 FIGURE 5 Indicator I5 Survey Responses



I6: Methods for assuring conformance with chemicals policy

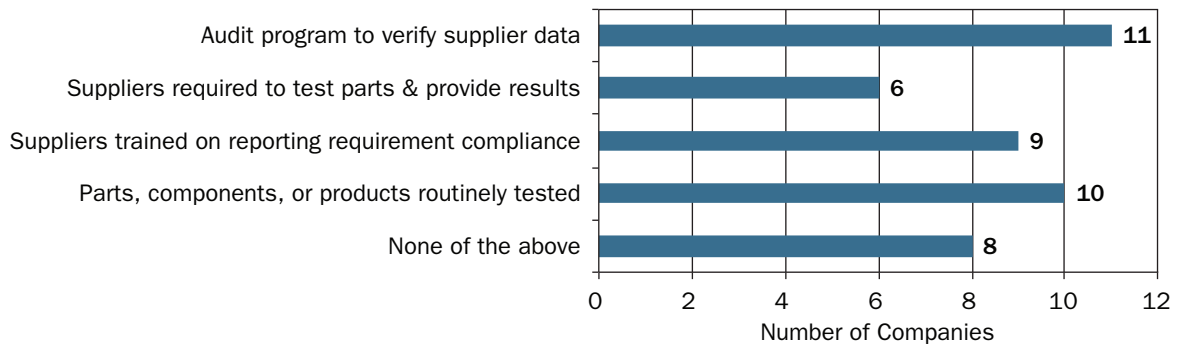
I6. How does your company assure conformance with your chemicals policy? (5 points)

Response Options

Check all that apply. Our company:

- a. has an audit program to verify supplier submitted data
- b. requires suppliers to test parts in third-party approved labs and provide results
- c. trains suppliers on how to comply with reporting requirements
- d. routinely tests parts, components, or products to assure conformance with reporting requirements
- e. does not have a chemical management system in place at this time

APPENDIX 4 FIGURE 6 I6 Survey Responses





APPENDIX 5

Footprint Measurement Indicators: Questions, Response Options, and Survey Results

This appendix includes for each of the five Footprint Measurement indicators: the question asked of respondents, the response options, and the survey results.

F1: Goals for reducing CoHCs and measuring progress against these goals

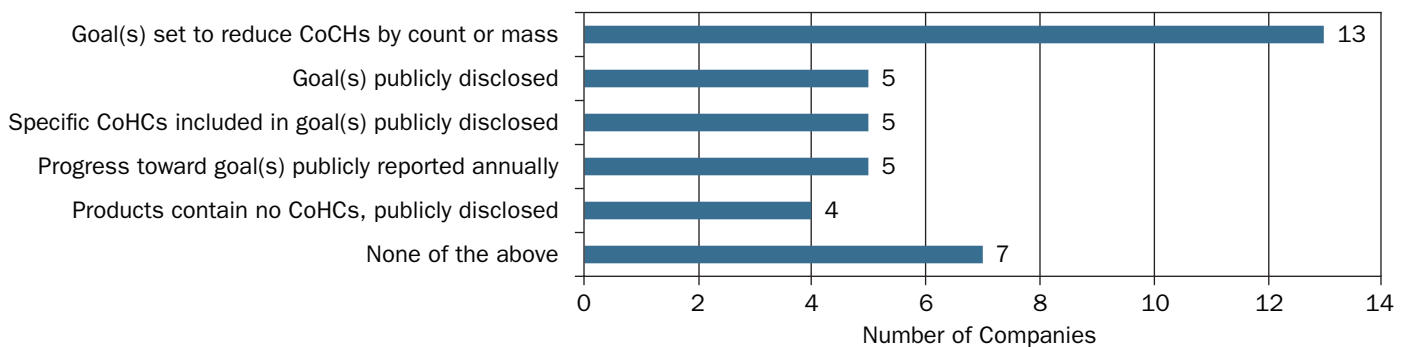
F1. Has your company set goals for reducing CoHCs in the products you sell and measured progress against these goals? (6 points)

Response Options

Check all that apply in “a-d” or answer only “e.” Our company:

- has set goal(s) for reducing CoHCs by count or mass
- publicly discloses the goal(s) (at minimum includes percentage reduction and time period)
- publicly discloses specific CoHC(s) included in the goals(s)
- publicly reports annually on progress toward meeting goals
- has no CoHCs in our products and publicly discloses this information
- has not established goals for reducing CoHCs in the products we sell

APPENDIX 5 FIGURE 1 Indicator F1 Survey Responses



F2 & F3: Measuring baseline chemical footprint and avoidance of CoHCs

The Chemical Footprint Project defines “chemical footprint” as the total mass of CoHCs in products sold by a company, used in its manufacturing operations and by its suppliers, and contained in packaging. For 2015, companies were asked to only measure CoHCs in products sold by the company (not CoHCs in manufacturing, supply chains, or packaging).

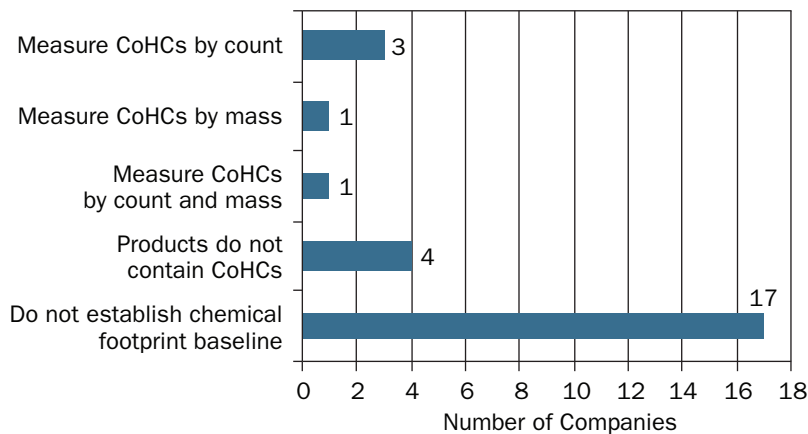
F2. How does your company measure its baseline chemical footprint? (6 points)

Response Options

Please provide answers for one of the following three options: 1) “a-b,” 2) “c,” or 3) “d.” Our company:

- had intentionally added CoHCs in its products for the fiscal year (FY) 2014 = ___ CoHCs by count FY 2014 and/or
- had intentionally added CoHCs in its products in FY 2014 = ___ CoHCs by mass (kg) for FY 2014, or
- had intentionally added CoHCs in its products in FY 2014 and cannot calculate count or mass of CoHCs, or
- had no intentionally added CoHCs in its products in FY 2014
 ___ if “a,” enter CoHCs by count FY 2014
 ___ if “b,” enter CoHCs by mass (kg) for FY 2014

APPENDIX 5 FIGURE 2 Indicator F2 Survey Responses





F3. Over the past two years how much have intentionally added CoHCs in your products changed? (6 points)

Response Options

Provide answers for one of the following three options: 1) “a-b,” 2) “c,” or 3) “d.” Our company’s:

- a. count of intentionally added CoHCs in products: FY 2014 minus FY 2013 = ____ CoHCs by count and/or
- b. mass of intentionally added CoHCs in products: FY 2014 minus FY 2013 = ____ CoHCs by mass (kg), or
- c. products contain intentionally added CoHCs and we cannot calculate changes in CoHCs by count or mass for the reporting years of FY 2013 and FY 2014, or
- d. products did not contain intentionally added CoHCs for FY 2013 and FY 2014
- e. baselines have not been established at this time
____ enter the count of intentionally added CoHCs in products: FY 2014 minus FY 2013 = ____ CoHCs by count
____ enter the mass of intentionally added CoHCs in products: FY 2014 minus FY 2013 = ____ CoHCs by mass (kg)

F4: Methods used to assess chemical hazards

F4. How does your company assess the hazards of chemicals in its products beyond regulatory requirements? (6 points)

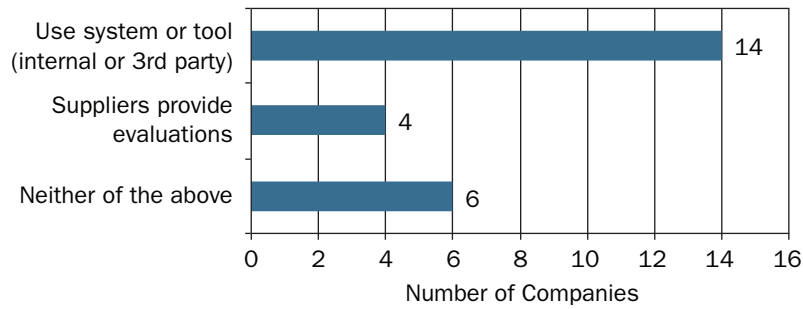
Response Options

Check all that apply. Our company:

- a. uses a system or tool (internal or third party) to evaluate chemical hazards
- b. asks suppliers to provide their evaluations of chemical hazards in the products they sell to us
- c. has not completed assessments at this time

If a, identify the system or tool: _____

APPENDIX 5 FIGURE 3 **Indicator F3 Survey Responses**





F5: Methods used to encourage the use of safer alternatives to CoHCs

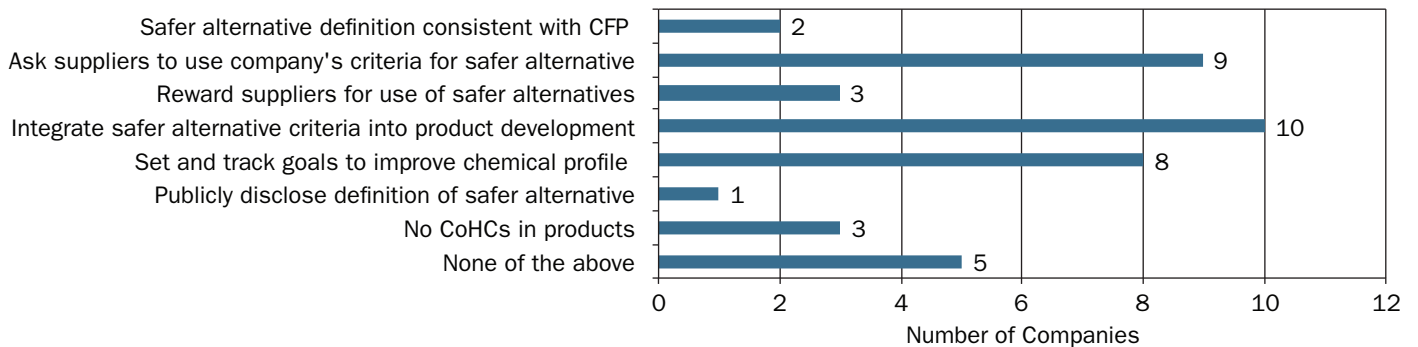
F5. How does your company encourage the use of safer alternatives to CoHCs? (6 points)

Response Options

Check all that apply in 'a-f' or answer only 'g' or 'h.'

- a. has developed a definition for a safer alternative that is consistent with the CFP definition, and we include such criteria in our business practices
- b. communicates about and asks suppliers to use our company's criteria for a safer alternative
- c. rewards suppliers that use safer alternatives
- d. has integrated our company's criteria for a safer alternative into our product development process (e.g., through our design and safety processes)
- e. has established a goal and is tracking progress to improve the profile of chemicals across our products, consistent with our company's criteria for a safer alternative
- f. publicly discloses our company's definition for a safer alternative and our approach to integrating it into our business practices
- g. does not have CoHCs in its products and consistently seeks to avoid any chemical of concern
- h. has not addressed the issue of CoHCs at this time

APPENDIX 5 FIGURE 4 Indicator F4 Survey Responses



APPENDIX 6

Disclosure & Verification Indicators: Questions, Response Options, and Survey Results

This appendix includes for each of the five Management Strategy indicators: the question asked of respondents, the response options, and the survey results.

D1: Disclosure of chemical ingredients in products beyond legal requirements

D1. (8 points)

D1a What information beyond legal requirements does your company disclose about the chemical ingredients in its products?

Response Options

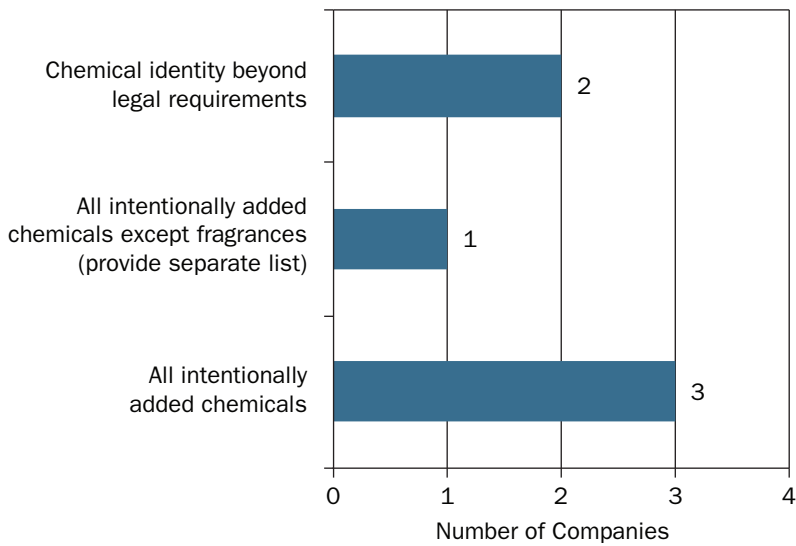
- i. chemical identity beyond legal requirements for a percentage of sales at the SKU level
 - ii. All intentionally added chemicals with the exception of fragrances (for which our company provides a separate list distinct from the SKU) for a percentage of sales at the SKU level
 - iii. All intentionally added chemicals including fragrances, flavors, and preservatives in products for a percentage of sales at the SKU level
 - NA. We do not sell formulated products.
-
- i. Percentage of sales at the SKU level for which chemical identity beyond legal requirements is disclosed
 - ii. Percentage of sales at the SKU level for which chemical identity of all intentionally added chemicals with the exception of fragrances (for which our company provides a separate list distinct from the from the SKU) is disclosed
 - iii. Percentage of sales at the SKU level for which chemical identity of all intentionally added chemicals including fragrances, flavors, and preservatives in products is disclosed

D1b. Enter all the percentages that apply. For articles, our company publicly discloses:

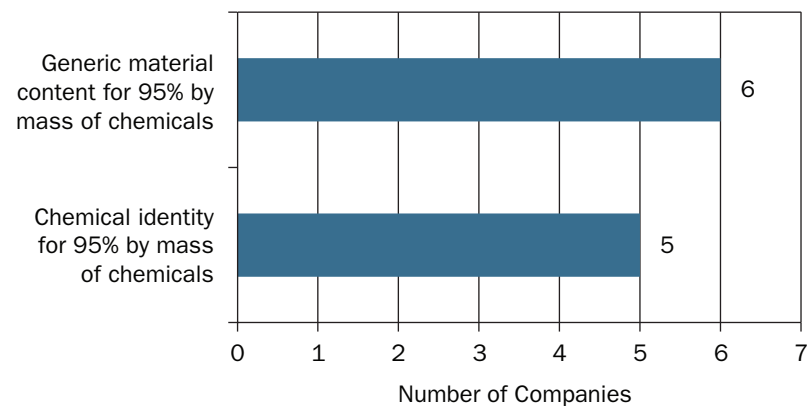
- i. generic material content for 95% by mass of chemicals for products in ____ percentage of sales at the SKU level
 - ii. Chemical identity for 95% by mass of chemicals for ____ percentage of sales at the SKU level
 - NA. We do not sell articles.
-
- i. Percentage of sales at the SKU level for which generic material content for 95% by mass of chemicals in products is disclosed.
 - ii. Percentage of sales at the SKU level for which chemical identity for 95% by mass of chemicals in products is disclosed.



APPENDIX 6 FIGURE 1 Indicator D1 Survey Responses for Formulated Products



APPENDIX 6 FIGURE 2 Indicator D1 Survey Responses for Articles



D2 & D3: Disclosing participation in the survey and responses to the survey

D2. Does your company agree to publicly disclose that it participated in the Assessment Tool? (4 points)

Response Options

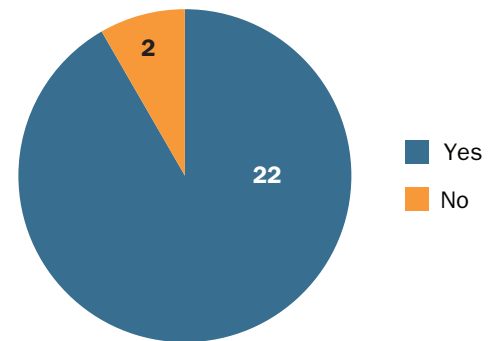
Our company agrees to be publicly listed as having fully completed the Assessment Tool.

Answer “a” or “b”:

- a. Yes
- b. No

Note answering “yes” only means that your company will be listed publicly as participating in and completing the Assessment Tool. Your answers and your score will not be shared publicly.

APPENDIX 6 FIGURE 3
Indicator D2 Survey Responses



D3. Does your company agree to publicly disclose its responses to the questions in the Assessment Tool? (4 points)

Response Options

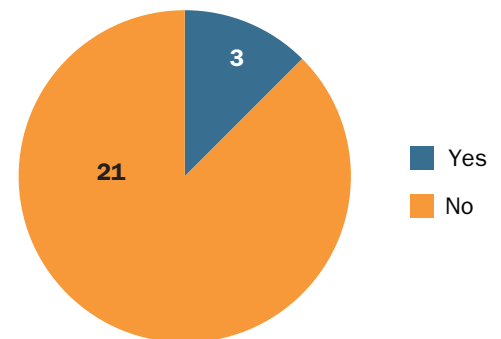
Our company agrees to share its answers publicly.

Answer “a” or “b”:

- a. Yes
- b. No

Not answering “yes” only means that your answers will be listed publicly, but your score will not be shared publicly. You must answer “yes” to D2 to be able to answer “yes” to D3

APPENDIX 6 FIGURE 4
Indicator D3 Survey Responses





D4: Verification of survey responses by independent, third party

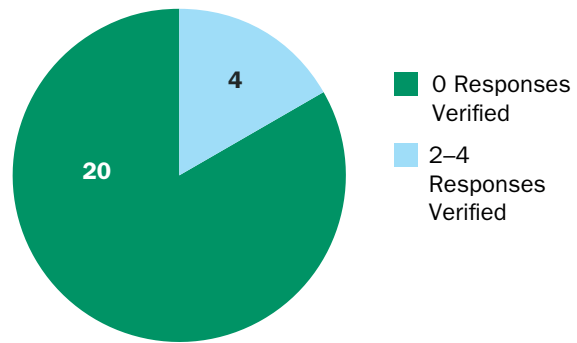
D4. Have any of your company’s responses to the questions in the Assessment Tool been verified by an independent, third party? (4 points)

Response Options

Check only one response option. Our company’s options have been verified by an independent third party for:

- a. none to one of our response options
- b. two to four of our response options
- c. at least eight of our response options
- d. at least twelve of our response options
- e. all response options except D2, D3, and D4.

APPENDIX 6 FIGURE 5
Indicator D4 Survey Responses



Endnotes

1. Mark Rossi, *The Business Case for Knowing Chemicals in Products and Supply Chains*, (Somerville, MA: United Nations Environment Programme, 2014), http://www.bizngo.org/static/ee_images/uploads/resources/CiPBusinessCase_Advance.pdf.
2. Rachel Abrams, "Lumber Liquidators Chief Robert Lynch Resigns," *The New York Times*, May 21, 2015, http://www.nytimes.com/2015/05/22/business/lumber-liquidators-chief-robert-lynch-resigns.html?ref=collection%2Ftimestopic%2FLumber%20Liquidators%20Inc.&action=click&contentCollection=business®ion=stream&module=stream_unit&version=latest&contentPlacement=10&pgtype=collection_r=0.
3. See note 1 above.
4. Lindsey Konkel, "Chemical Footprinting," *Environmental Health Perspective* 123.5 (2015): A130-3, <http://ehp.niehs.nih.gov/wp-content/uploads/123/5/ehp.123-A130.alt.pdf>
5. By GICS code, the sectors are consumer durables & apparel (2520), household & personal products (3030), healthcare equipment & services (3510), capital goods (2010), technology hardware & equipment (4520), consumer services (2530), and food, beverage & tobacco (3020).
6. "Candidate Chemicals List," DTSC, accessed April 13, 2016, <https://www.dtsc.ca.gov/SCP/CandidateChemicals.cfm>. The Candidate Chemicals List is compiled from 23 authoritative lists identified in the State's Safer Consumer Products Regulations: 15 of the lists are hazard trait-based and eight of the lists were developed based on exposure potential concerns.
7. Alison Moodie, "Food companies move away from potentially toxic chemicals in cans," *The Guardian*, March 31, 2016, <http://www.theguardian.com/sustainable-business/2016/mar/31/bpa-chemical-canned-food-general-mills-campbells-soup-del-monte-fda>.
8. Matt Krantz, "Lumber Liquidators stock falls 15%," *USA Today*, March 8, 2016, <http://www.usatoday.com/story/money/markets/2016/03/08/lumber-liquidators-stock-falls-15/81499146/>.
9. Stephanie Kossman, "Traditional Cosmetics, Soaps Drastically Increase Endocrine-Disrupting Chemicals In Body," *Medical Daily*, March 8, 2016, <http://www.medicaldaily.com/traditional-cosmetics-soaps-endocrine-disrupting-chemicals-377045>.
10. Keely Chalmers, "New law will ban 5 chemicals from kids products in Washington state," *KGW.com*, April 5, 2016, <http://www.kgw.com/news/health/new-law-will-ban-5-chemicals-from-kids-products-furniture/120001864>.
11. Mark Alexander, "Roadmap to Non-BPA Packaging Proves Challenging," *Campbell's Soup Company*, March 28, 2016, <http://www.campbellsoupcompany.com/newsroom/news/2016/03/28/bpafree/>.
12. For example, Ashley Furniture agreeing to eliminate flame retardants in 2015; Michael Hawthorne, "Watchdog update: Nation's biggest furniture retailer drops flame retardants," *Chicago Tribune*, March 6, 2015, <http://www.chicagotribune.com/news/watchdog/ct-flame-retardants-ashley-biz-20150306-story.html>.
13. For details, see <http://www.saferstates.com/>.
14. See European Chemical Agency (ECHA): "Candidate List of Very High Concern for Authorisation," ECHA, accessed May 2, 2016, <http://echa.europa.eu/web/guest/addressing-chemicals-of-concern/authorisation/substances-of-very-high-concern-identification/candidate-list-of-substances-of-very-high-concern-for-authorisation>.
15. Hanna-Kaisa Torkkeli, "Denmark advises on how to limit phthalates of concern," *European Chemicals Agency Newsletter*, Issue 2 (2014), accessed May 2, 2016, http://newsletter.echa.europa.eu/home/-/newsletter/entry/2_14_denmark-advises-on-how-to-limit-phthalates-of-concern.
16. "China adds 31 substances to existing chemicals inventory," *Chemical Watch*, March 17, 2016, <https://chemicalwatch.com/45806/china-adds-31-substances-to-existing-chemicals-inventory?q=china+update>.
17. "South Korea publishes name of priority existing chemicals," *Chemical Watch*, July 2, 2015, <https://chemicalwatch.com/24325/south-korea-publishes-names-of-priority-existing-chemicals>.
18. Mark Rossi, Tim Greiner, Beverly Thorpe, and Bob Kerr, *Healthy Business Strategies for Transforming the Toxic Chemical Economy* (Somerville, MA: Clean Production Action, 2006), <http://www.cleanproduction.org/resources/entry/healthy-business-strategies-for-transforming-the-toxic-chemical-economy>.
19. "Principles for Safer Chemicals," BizNGO, Last modified September 29, 2014, <http://www.bizngo.org/safer-chemicals/principles-for-safer-chemicals>.
20. Mark Rossi, Cheri Peele, and Beverley Thorpe, "Guide to Safer Chemicals," BizNGO, Last modified March 26, 2014, <http://www.bizngo.org/safer-chemicals/guide-to-safer-chemicals>.
21. For details on the Chemical Footprint Project, and how to participate, go to www.chemicalfootprint.org.
22. Mark Rossi, *The Business Case for Knowing Chemicals in Products and Supply Chains* (Somerville, MA: United Nations Environmental Programme, 2014), http://www.unep.org/chemicalsandwaste/Portals/9/CiP/Documents/UNEP%20CiP%20Business%20case_En.pdf.
23. See note 1 above.
24. See note 1 above.
25. See note 1 above.
26. See note 2 above.
27. See note 1 above.
28. Erin Marshall, "10 largest nonprofit hospital system|2015," *Becker's Hospital Review*, June 26, 2015, <http://www.beckershospitalreview.com/lists/10-largest-nonprofit-hospital-systems-2015.html>.
29. Sally Edwards, Tim Greiner, and Mark Rossi, *The Chemical Footprint Project Guidance for Using the CFP Assessment Tool* (Somerville, MA: Clean Production Action, 2015), <https://www.chemicalfootprint.org/assess/cfp-tool-guidance-document-request>.



30. Note 25 companies submitted surveys, but data from 24 companies were included since one company did provide supporting documentation.
31. See note 6 above.
32. Hazardous chemicals that may be used in farming or raw material processing will be evaluated in a future iteration of the Chemical Footprint Project survey that includes a supply chain analysis.
33. For formulated products: a company knows 100 percent of the intentionally added substances by mass and any impurities that are both a CoHC and present at 100ppm or higher in the formulation. For articles: a company knows 95 percent of the intentionally added substances by mass and any impurities that are both a CoHC and present at 1000 ppm or higher in a homogeneous material.
34. Note that since companies have more than one response option they did not get full points for indicator I1 for having an RSL.
35. See note 20 above.
36. Brad Tuttle, "Warren Buffet's Boring, Brilliant Wisdom," *Time*, March 1, 2010, <http://business.time.com/2010/03/01/warren-buffetts-boring-brilliant-wisdom/>.
37. Ki-Hoon, Lee, and Kim Ji-Whan. "Current Status of CSR in the Realm of Supply Management: The Case of the Korean Electronics Industry," *Supply Chain Management* 14.2 (2009): 138-48, <http://www.emeraldinsight.com/doi/abs/10.1108/13598540910942000>; Stefan U. Hoejmoose, Jens K. Roehrich, and Johanne Grosvold, "Is doing more doing better? The relationship between responsible supply chain management and corporate reputation," *Industrial Marketing Management*, 43.1 (2014): 77-90, <http://www.sciencedirect.com/science/article/pii/S0019850113001922>.
38. See note 1 above.
39. See note 2 above.
40. Tong, Suk-chong. "Exploring Corporate Risk Transparency: Corporate Risk Disclosure and the Interplay of Corporate Reputation, Corporate Trust and Media Usage in Initial Public Offerings," *Corporate Reputation Review* 16.2 (2013): 131-49, <http://www.palgrave-journals.com/crr/journal/v16/n2/abs/crr20134a.html>; Ki-Hoon, Lee, and Kim Ji-Whan. "Current Status of CSR in the Realm of Supply Management: The Case of the Korean Electronics Industry," *Supply Chain Management* 14.2 (2009): 138-48, <http://www.emeraldinsight.com/doi/abs/10.1108/13598540910942000>; Stefan U. Hoejmoose, Jens K. Roehrich, and Johanne Grosvold, "Is doing more doing better? The relationship between responsible supply chain management and corporate reputation," *Industrial Marketing Management*, 43.1 (2014): 77-90, <http://www.sciencedirect.com/science/article/pii/S0019850113001922>.
41. Tong, Suk-chong. "Exploring Corporate Risk Transparency: Corporate Risk Disclosure and the Interplay of Corporate Reputation, Corporate Trust and Media Usage in Initial Public Offerings," *Corporate Reputation Review* 16.2 (2013): 131-49, <http://www.palgrave-journals.com/crr/journal/v16/n2/abs/crr20134a.html>.
42. "Frequently Asked Questions," Department of Ecology Washington State, accessed April 13, 2016, <http://www.ecy.wa.gov/GreenChemistry/faq.html>.
43. Carol Potera, "Still Searching for Better Butter Flavoring," *Environmental Health Perspectives* 120.12 (2012): A457, <http://ehp.niehs.nih.gov/120-a457/>.
44. Cheryl Hogue, "Assessing Alternatives To Toxic Chemicals," *Chemical and Engineering News* 91.50 (2013): 19-20, <http://cen.acs.org/articles/91/i50/Assessing-Alternatives-Toxic-Chemicals.html>.
45. ChemSec, *The bigger picture: assessing economic aspects of chemicals substitution* (Göteborg: ChemSec, 2016), http://chemsec.org/wp-content/uploads/2016/03/The_bigger_picture_160217_print.pdf.
46. Currently the Chemical Footprint Project does not have an indicator for quantitatively measuring total use of safer alternatives. Instead the quantitative metrics measure use of CoHCs (F2) and reduction in CoHCs (F3).
47. Assessing hazards and selecting safer alternatives that avoid regrettable substitutes requires a robust framework such as that provided by GreenScreen® for Safer Chemicals.
48. See note 29 above.
49. See note 20 above.
50. Ann Blake, *Measuring Progress towards Green Chemistry* (Lowell, MA: Green Chemistry and Commerce Council, 2015), http://www.greenchemistryandcommerce.org/documents/Measuring_Progress_Towards_Green_Chemistry.pdf.